

HANSEN TECHNOLOGIES CORPORATION

129 West 83rd Street

Burr Ridge, Illinois 60521, U.S.A.

Telex: 206851

(312) 325-1565

FAX: (312) 325-1572

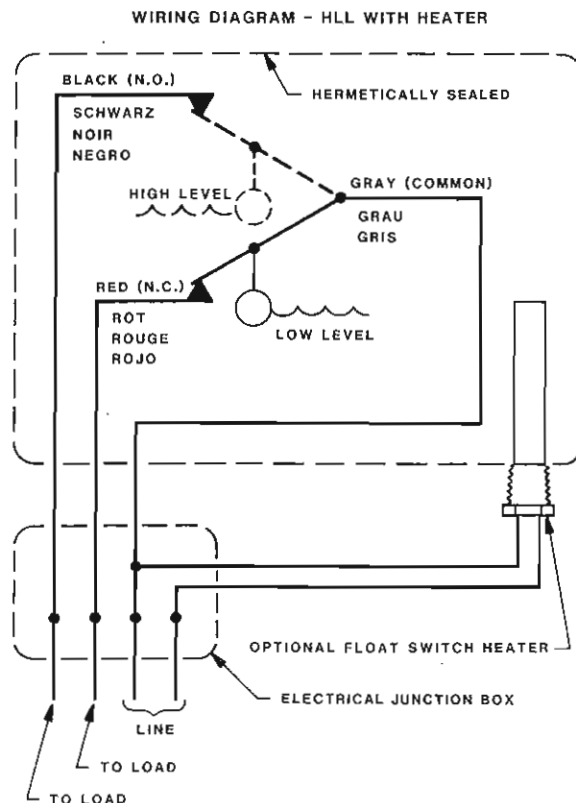
Bulletin HTR

August, 1989

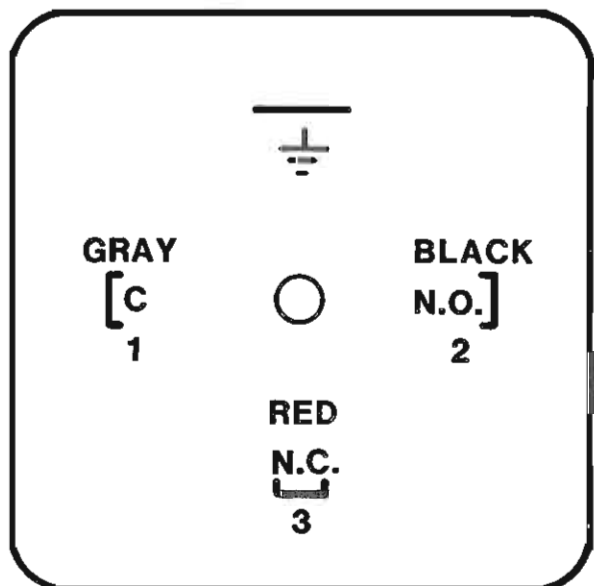
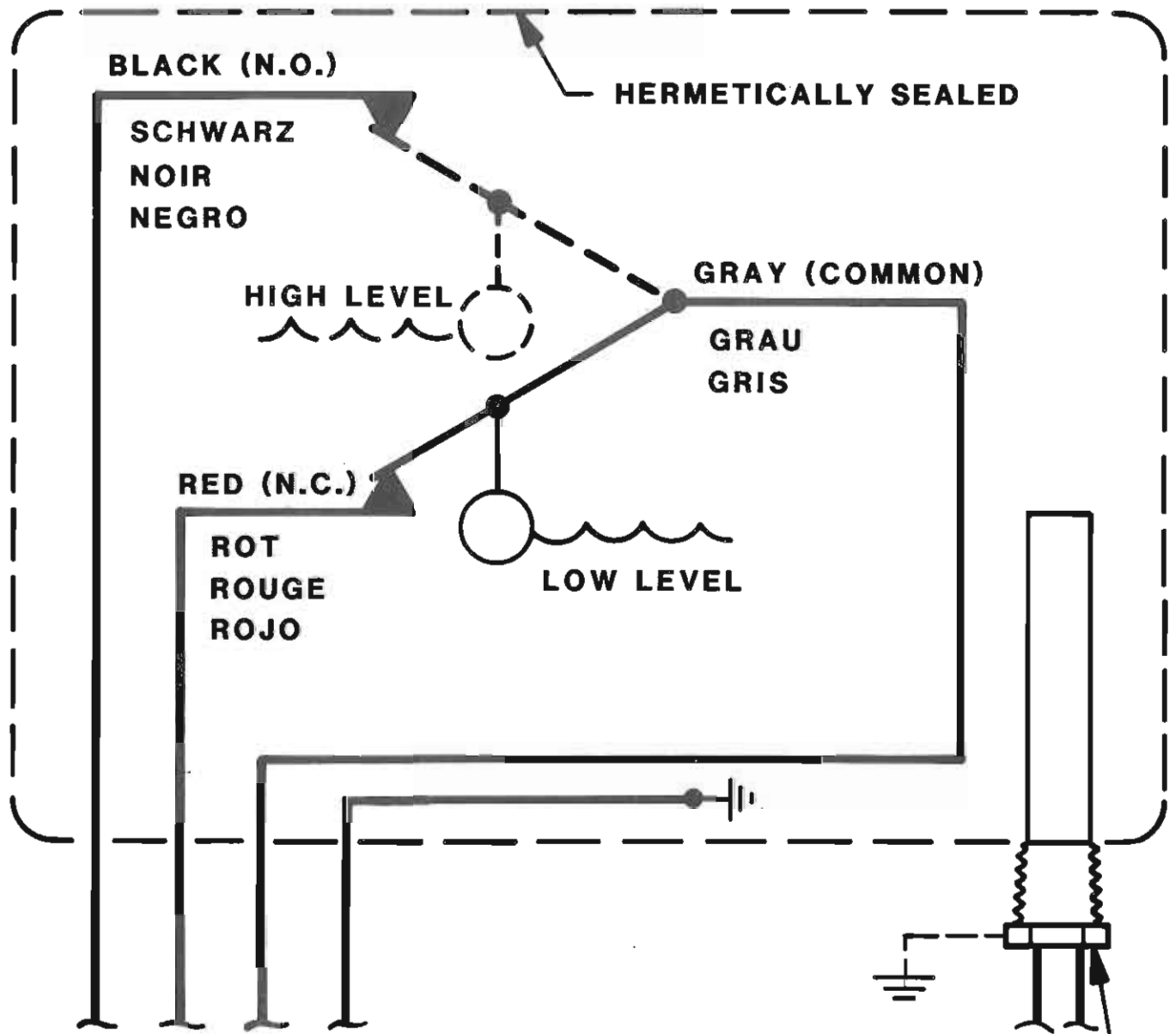
HTR1/HTR2 FLOAT SWITCH HEATER INSTALLATION

1. DISCONNECT ELECTRICAL CONNECTION FROM FLOAT SWITCH ASSEMBLY IF ALREADY INSTALLED AND WIRED.
2. REMOVE THE FLOAT SWITCH ASSEMBLY FROM THE TANK.
3. REMOVE HEX SOCKET ALLEN HEAD PLUG FROM BASE USING $\frac{1}{4}$ " SIZE ALLEN WRENCH. A LARGE AMOUNT OF FORCE MAY BE REQUIRED TO REMOVE THIS PLUG. IT IS ADVISEABLE TO HOLD FLOAT SWITCH ASSEMBLY BY ITS FLATS IN A VISE WHILE REMOVING PLUG.
4. APPLY A SMALL QUANTITY LOCTITE 55441 REFRIGERANT SEALANT OR EQUIVALENT TO $\frac{1}{4}$ " NPT THREADS OF HEATER AND SCREW INTO FLOAT SWITCH BASE FIRMLY WITH 6" WRENCH.
5. WIRE HEATER AND FLOAT SWITCH ACCORDING TO ATTACHED WIRING DIAGRAM. BE SURE HEATER AND POWER SUPPLY ARE THE SAME VOLTAGE.
6. SINCE THE HEATER ONLY CONSUMES 10 WATTS OF POWER, IT SHOULD ALWAYS BE ENERGIZED TO KEEP THE TRANSPARENT SWITCH HOUSING INTERIOR WARM AND MOISTURE FREE.

<u>CAT. NO.</u>	<u>VOLTAGE</u>
HTR1	115 V/60Hz
HTR2	230 V/60Hz



WIRING DIAGRAM - HLL WITH HEATER



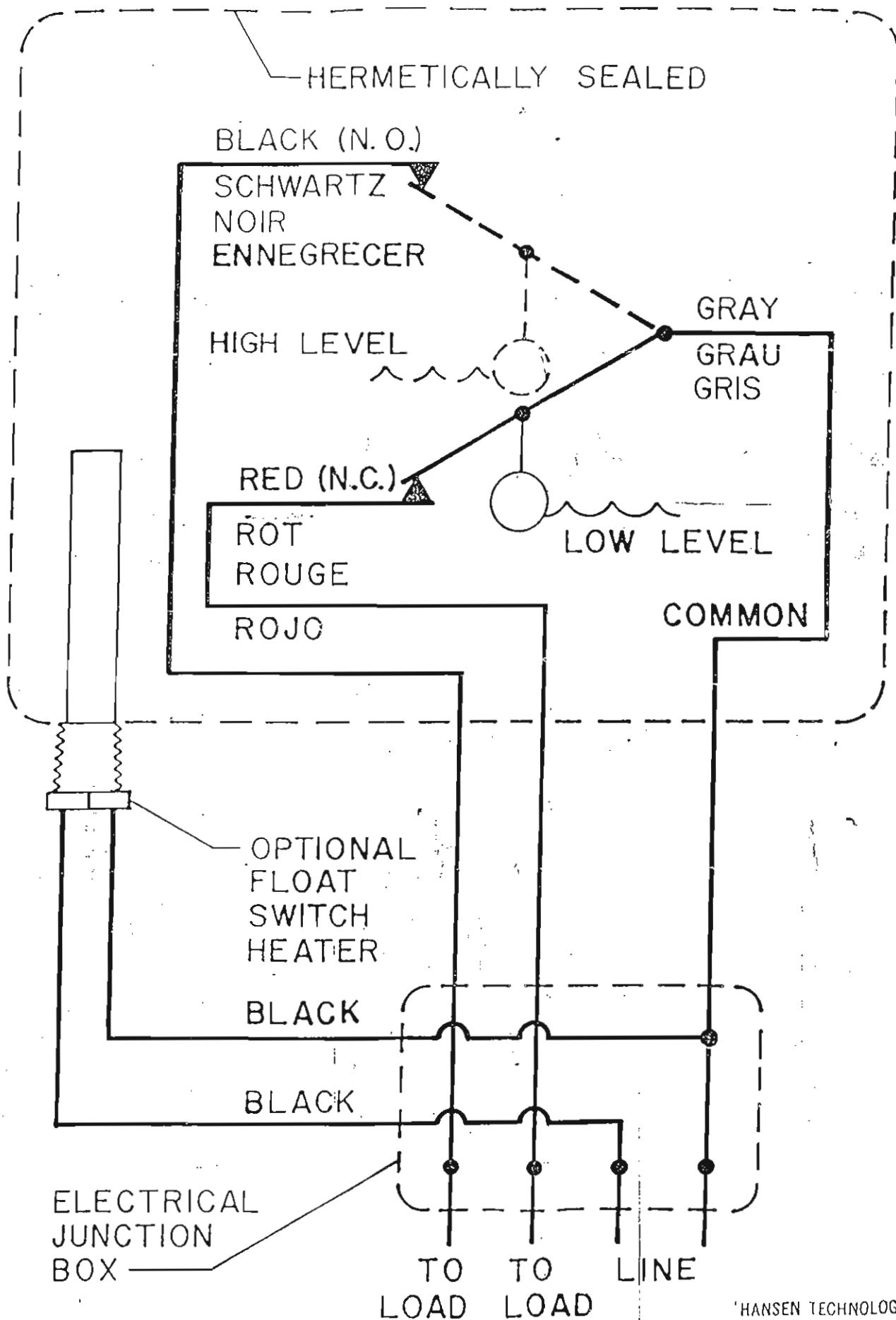
FLOAT SWITCH HEATER
(OPTIONAL)

HIRSCHMANN TYPE
CONNECTOR

**HANSEN TECHNOLOGIES
CORPORATION**
129 West 83rd Street
Burr Ridge, Illinois 60521 U.S.A.

77-0048

WIRING DIAGRAM -- HLL WITH HEATER



HTR1/HTR2 HEATER INSTALLATION

1. DISCONNECT ELECTRICAL CONNECTION FROM FLOAT SWITCH ASSEMBLY IF ALREADY INSTALLED AND WIRED.
2. REMOVE THE FLOAT SWITCH ASSEMBLY FROM THE TANK.
3. REMOVE HEX SOCKET ALLEN HEAD PLUG FROM BASE USING 1/4" SIZE ALLEN WRENCH.
4. APPLY A SMALL QUANTITY LOCTITE 55441 REFRIGERANT SEALANT OR EQUIVALENT TO 1/4" NPT THREADS OF HEATER AND SCREW INTO FLOAT SWITCH BASE FIRMLY WITH 6" WRENCH.
5. WIRE HEATER AND FLOAT SWITCH ACCORDING TO ATTACHED WIRING DIAGRAM. BE SURE HEATER AND POWER SUPPLY ARE SAME VOLTAGE.
6. SINCE THE HEATER ONLY CONSUMES 10 WATTS OF POWER, IT SHOULD ALWAYS BE ENERGIZED TO KEEP THE TRANSPARENT SWITCH HOUSING INTERIOR WARM AND MOISTURE FREE.

<u>CATALOG NUMBER</u>	<u>VOLTAGE</u>
HTR1	115/V 60 HZ
HTR2	230/V 60 HZ

HANSEN TECHNOLOGIES CORPORATION
1410 BROOK DRIVE
DOWNERS GROVE, ILLINOIS 60515

(Outside Illinois) 1-800-426-7368
1-312-495-2252