



HGV1: Long Neck®

INTRODUCTION

These specially designed refrigerant gauge, purge, and needle valves feature tough, forged steel bodies, compact size, and polished stainless steel stems. Their patented O-ring plus packing dual seal design and polished stainless steel stem provides a leakage free packing. Safety stems are designed to be non-removable from the body to avoid dangerous stem "blow out".

APPLICATION

These Hansen-made valves are suitable with seal caps for ammonia, R22, R134a, and other approved refrigerants. They are also available with bar handles or bare stems for ammonia. Often used to isolate pressure gauges on regulators, these valves may also be used to pumpout, purge and meter refrigerant liquid or gas. They are not recommended for oil drain because the port is too small for viscous oil. The Long Neck® valves provide additional length for insulation and pressure gauge turning clearance.

MATERIAL SPECIFICATIONS

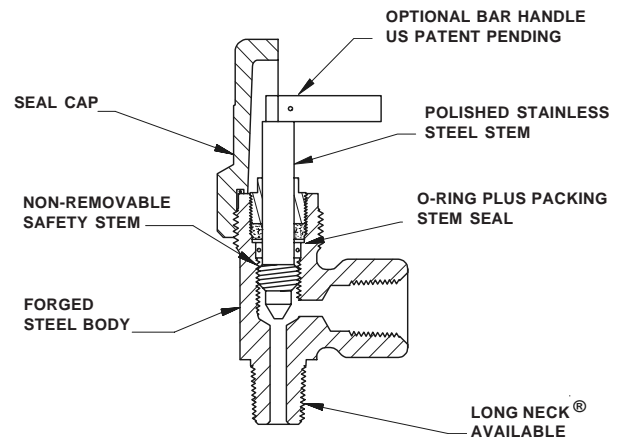
- Body: Forged steel, zinc plated
- Stem: Stainless steel, polished, 1/4" square flats
- Stem Packing: Graphite composite plus neoprene O-ring
- Packing Nut: Steel, zinc plated
- Seal Cap: Glass filled polymer
- Seal Cap O-ring: Neoprene
- Bar Handle: Steel, zinc plated
- Safe Working Pressure: 400 PSIG (27 bar) SWP
- Operating Temperature: -60F to 240F (-50 to +115°C)

**Specifications, Applications,
Service Instructions & Parts**

**GAUGE, PURGE, AND
NEEDLE VALVES**

**1/4", 3/8" MPT or FPT
Globe & Angle
for Refrigerants**

KEY FEATURES



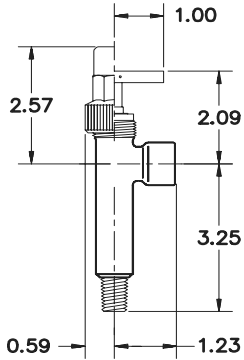
ORDERING INFORMATION

DESCRIPTION	SEAL CAP	BAR HANDLE	BARE STEM
1/4" MPT X FPT, Angle Long Neck	HGV1	HGV1H	HGV2
1/4" MPT X FPT, Angle	H7771	H7771H	H965
1/4" FPT X FPT, Angle	H7772	H7772H	H967
1/4" FPT X FPT, Globe	H957C	H957H	H957
3/8" MPT X FPT, Angle	H7773	H7773H	--
3/8" FPT X FPT, Angle	H7774	H7774H	--
3/8" FPT X FPT, Globe	H958C	H958H	--

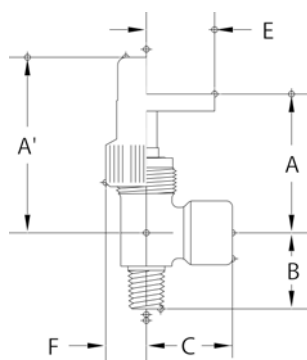
*Necessary for Fluorocarbons.

TO ORDER: Specify Catalog Number.

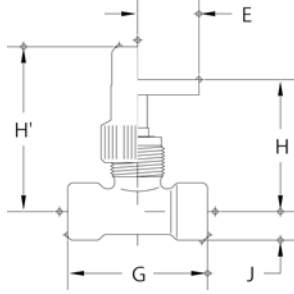
INSTALLATION DIMENSIONS (inches)



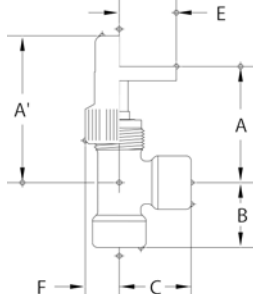
MPT X FPT, Long Neck®



MPT X FPT, ANGLE



FPT X FPT, GLOBE



FPT X FPT, ANGLE

SIZE	A	A'	B	C	E	F	G	H	H'	J
1/4"	2.09	2.57	1.11	1.26	1.00	0.59	2.28	2.22	2.71	0.47
3/8"	2.94	3.57	1.44	1.88	1.63	0.72	3.22	3.07	3.70	0.59

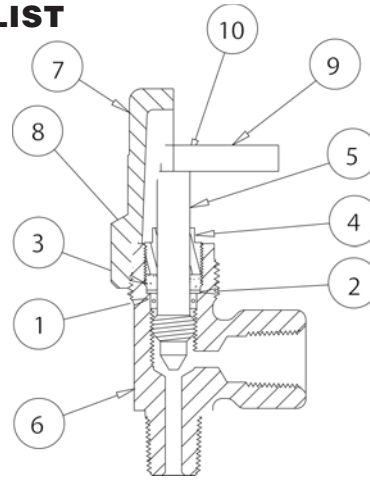
SERVICE AND MAINTENANCE

Hansen gauge valves require practically no service or maintenance. Tightening of the packing nut is seldom necessary because the O-ring portion of the dual seal design is primary and continuous. However, if tightening is ever needed, use a 3/8" open end wrench or an 8" adjustable wrench. Extrusion of some black graphite packing material along the stem is normal.

If the O-ring or the adjustable packing ever needs replacement as evidenced by refrigerant or oil leakage at the stem, isolate valve from the system and evacuate to zero pressure. Protect eyes. Bar Handle can be removed by driving handle off; tap back on to reinstall. Remove the packing nut carefully and then use a wire hook or a small blade screwdriver to remove the packing (washer and O-ring if possible). Take care not to scratch the stem or body sealing surfaces. The "safety stem" is non-removable to prevent "blow out" possibility. Carefully install a new packing, packing nut, and washer and O-ring if removed; tighten the packing nut only enough to give stem slight turning friction of about 5 ft. lbs.

Seal caps or bar handles can be easily retro-fitted to valves in the field. All bodies have seal cap threads; simply screw seal cap with o-ring onto these threads. Bar handle kit comes with pin partially installed in handle. Place handle on stem and turn clockwise to close valve. Begin to push pin through handle and valve stem using pliers, then tap with hammer to finish.

PARTS LIST



ITEM	DESCRIPTION	QTY	PART NO	
			1/4"	3/8"
	Gasket Kit		50-1070	50-1074
1	Stem O-ring	1	50-0558	50-0179
2	Stem Washer	1	50-0551	50-0046
3	Stem Packing	1	50-0554	50-0045
4	Packing Nut	1	50-0934	50-0933
	Seal Cap Kit		50-1071	50-1036
7	Seal Cap	1	50-0411	50-0423
8	Seal Cap O-ring	1	70-0011	70-0432
	Bar Handle Kit		50-1069	50-1075
9	Bar Handle	1	50-0571	50-0627
10	Handle Pin	1	50-0579	50-0579
5	Stem	1		
6	Body	1	FACTORY	FACTORY
	Assembly			

SAFE OPERATION

Hansen valves are only for refrigeration systems. Read these instructions completely before selecting, using or servicing these valves. Only knowledgeable, trained refrigeration mechanics should install, operate, or service these valves. Stated temperature and pressure limits should not be exceeded. Packing nuts should not be removed from valves unless system has been evacuated to zero pressure and goggles are worn. See also Safety Precautions in current List Price Bulletin and Safety Precautions Sheet supplied with product. Escaping refrigerant might cause personal injury, particularly to the eyes and lungs.

WARRANTY

Hansen valves are guaranteed against defective materials or workmanship for one year F.O.B. our plant. No consequential damages or field labor is included.

HANSEN TECHNOLOGIES CORPORATION

6827 High Grove Boulevard
 Burr Ridge, Illinois 60527 USA
 Tel: (630) 325-1565 Fax: (630) 325-1572
 Toll: (800) 426-7368 <http://www.hantech.com>